

1st Grade Summer Reading

Here is your fun Summer Reading packet for June and July. Please write the title of the book on the reading log and color in the books or ice creams to show how many books you read, books read to you and books you listened to. There are also several fun activities you can do this summer! Take pictures of you doing some of these cool activities and bring the pictures to school to share with your classmates!! Have a wonderful summer!

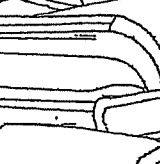
*Turn in at the start of school!!

Happy Reading,

Mrs. Daphne Gomez :0)

June

Name _____



A black and white line drawing of a stack of books and a fan of papers. The stack of books is on the left, with several books visible, some with open pages. To the right of the stack is a fan of papers or a book with many pages fanned out. The drawing is simple and stylized, suitable for a children's worksheet.

July

[illegible]


How Many Books

Can you Read this Summer?




How Many Books

Can you Read this Summer?



Make Homemade Bubbles


- Mix 3 cups of water and $\frac{1}{2}$ cup of dish soap.
- Stir
- $\frac{1}{2}$ tsp. of glycerin
- Stir



©Annie Moffatt @ The Moffatt Girls 2017

Play Jump Rope

- Jump to 10
- Jump to 20
- See how many jumps you can do without stopping.




©Annie Moffatt @ The Moffatt Girls 2017

Backyard Scavenger Hunt

Find these items:

- an ant
- something red
- a butterfly
- something orange
- a rock
- a clover
- a weed
- a flower
- sticks
- an ant
- something yellow



©Annie Moffatt @ The Moffatt Girls 2017

Play in the Sprinklers



©Annie Moffatt @ The Moffatt Girls 2017

Make Lemonade with an Adult

- Mix 1 cup sugar and 1 cup water. Boil until dissolved.
- Juice 6 lemons.
- Pour lemon juice and 6 cups of cold water in sugar water mixture. Mix.
- Add ice and enjoy!



©Annie Moffatt @ The Moffatt Girls 2017

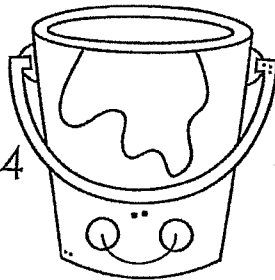
Make Handprint Art



©Annie Moffatt @ The Moffatt Girls 2017

Make Sidewalk Chalk Paint


- 1 cup water
- 1 cup cornstarch
- 3-4 plastic cups
- Food coloring (3-4 colors)
- Paintbrushes



Mix water and cornstarch until smooth. Divide mixture into plastic cups. Add a few drops of food coloring. Use paintbrushes to apply to sidewalk.
*Water-soluble and can be washed away!


©Annie Moffatt @ The Moffatt Girls 2017

Write Your Own Book



©Annie Moffatt @ The Moffatt Girls 2017

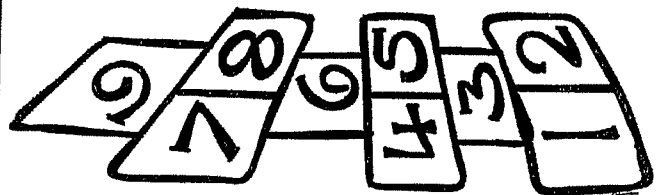
Plant a Garden



©Annie Moffatt @ The Moffatt Girls 2017

Play Hopscotch

- use sidewalk chalk or masking tape to make your pattern




©Annie Moffatt @ The Moffatt Girls 2017

Have a Picnic


Pack these items:

- Blanket
- Main food
- Fresh fruits and veggies
- Something to drink
- A sweet treat, yum!



©Annie Moffatt @ The Moffatt Girls 2017


Go for a Bike Ride



©Annie Moffatt @ The Moffatt Girls 2017

Make Homemade Popsicles


- 1 large ripe banana
- 12 large strawberries
- 1/2 cup pineapple juice or orange juice



In a blender, mix all ingredients and blend until smooth. Pour the mixture into popsicle molds and insert popsicle sticks. Place in freezer for 6 hours or overnight. Try different fruits to make more flavors!

©Annie Moffatt @ The Moffatt Girls 2017


Paint a Picture Outside



©Annie Moffatt @ The Moffatt Girls 2017

Visit a Nature Center


- Write about what you learned.



©Annie Moffatt @ The Moffatt Girls 2017

Put on a Puppet Show


- Create a story and perform it using puppets.



©Annie Moffatt @ The Moffatt Girls 2017

Make Paper Boats

- Create paper boats
- Race them in a pool or bathtub using straws to blow them.



©Annie Moffatt @ The Moffatt Girls 2017

Go Camping in the Backyard



©Annie Moffatt @ The Moffatt Girls 2017