

## Join us in a Summer Reading Adventure!

Reading and writing are two life skills that are essential to the academic growth and success of every child. ANY reading time counts, whether it is the child reading independently, with a grown-up, or being read to by someone else. Books, magazines, recipes, instructions to a game... no matter what they read it can still count!

### READ!

- 1** There are thirty pawprints connecting the tents. Each time that you read for fifteen minutes, color in one of the pawprints. Every paw print that you color is equal to one point.

### AND READ S'MORE!

- 2** Each of the eighteen tents has a different, fun, reading activity on it. When you complete a reading activity, write the date in the circle on each tent. Each tent activity that you complete is equal to two points.

**DOUBLE THE FUN! IF YOU READ FOR FIFTEEN MINUTES WHILE COMPLETING ONE OF THE READING ACTIVITIES, YOU GET TO MARK EACH AS COMPLETED. TWO FOR ONE!**

### AND THEN S'MORE!

- 3** Reading and writing go hand in hand. Respond to some of the books that you have been reading by completing journal responses. Each book response that you complete is equal to three points.

Student's Name \_\_\_\_\_

For *NEXT* school year → What grade will you be in? 2nd



How many points did you earn this summer?



# READ

**Take the challenge.**

**Earn  
20 points**



**Receive**

Bookmark,  
Certificate, and  
New Pencil



**35 points**

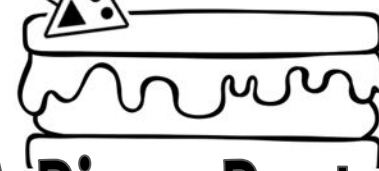
**Also  
Receive**

A Homework  
Pass!



**45 points**

**And Receive**


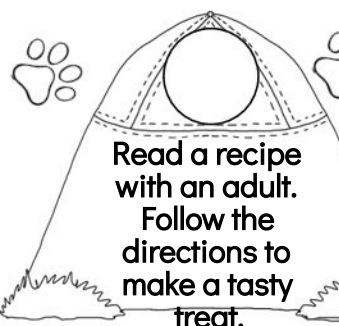



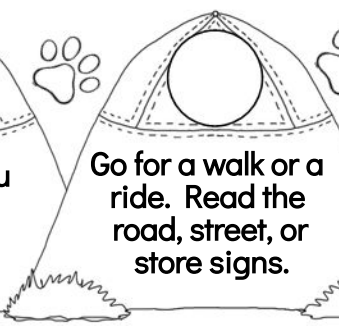

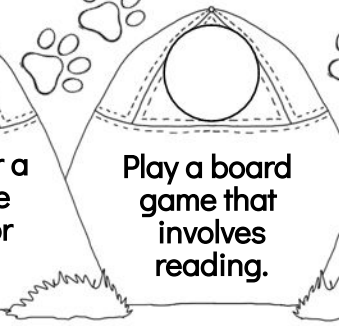











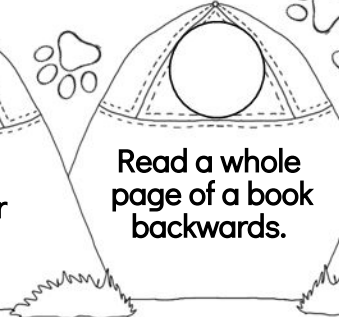






## A Pizza Party!






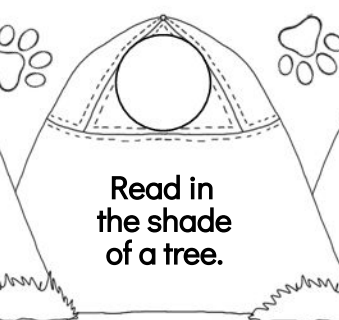

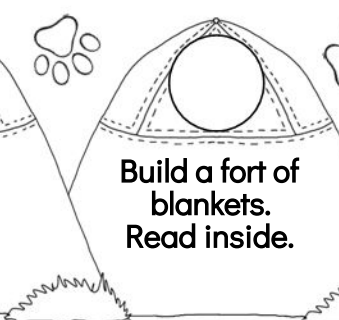






# READ S'MORE & S'MORE & S'MORE

For each fifteen minutes that you read this summer, color in a paw print.


  <p>Read a recipe with an adult. Follow the directions to make a tasty treat.</p>	  <p>Read while you are in your pajamas.</p>	  <p>Go for a walk or a ride. Read the road, street, or store signs.</p>	  <p>Play a board game that involves reading.</p>	  <p>Read with someone older.</p>	  <p>Kick off those shoes and read barefoot.</p>
  <p>Read in a bed.</p>	  <p>Read a comic book or graphic novel.</p>	  <p>Read while wearing your favorite hat.</p>	  <p>Read a whole page of a book backwards.</p>	  <p>Read with an animal. It can be stuffed or real.</p>	  <p>Read on a blanket or towel out on the grass.</p>

## READ HERE & THERE & EVERYWHERE

For each tent activity that you complete, color and initial the circle.

  <p>Keep all the lights off and read by flashlight.</p>	  <p>Read in the shade of a tree.</p>	  <p>Build a fort of blankets. Read inside.</p>	  <p>Read a book while you are waiting for someone.</p>	  <p>Read without being asked to.</p>	  <p>Have a friend or family member pick your book.</p>
--	---	--	---	---	---

**TWO FOR ONE ~ Do one of the tent activities while you read for fifteen minutes. Sign off for both!**



Think about the **MAIN CHARACTER** in a story that you have read. Would you like to have that character as a friend in real life? Why or why not?



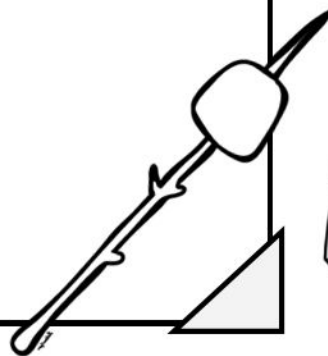
Answer the question by drawing a picture in the box. Write a sentence below to describe your picture.

Handwriting practice lines consisting of solid top and bottom lines with a dashed middle line. There are four sets of these lines for writing.

If your child is a very early reader and writer, feel free to help them in writing their sentences



Think about a story  
that you have read.  
What was your  
**FAVORITE** part of  
the story?



Answer the question by  
drawing a picture in the  
box. Write a sentence below  
to describe your picture.



Handwriting practice lines consisting of solid top and bottom lines with a dashed middle line. There are four sets of these lines for writing.

If your child is a very early reader and writer, feel free to help them in writing their sentences

Think about a story  
that you have read  
that had an **EXCITING**  
event happen. Describe  
that surprising event.



Answer the question by  
drawing a picture in the  
box. Write a sentence below  
to describe your picture.



Handwriting practice lines consisting of solid top and bottom lines with a dashed middle line. There are four sets of these lines for writing a sentence.

If your child is a very early reader and writer, feel free to help them in writing their sentences